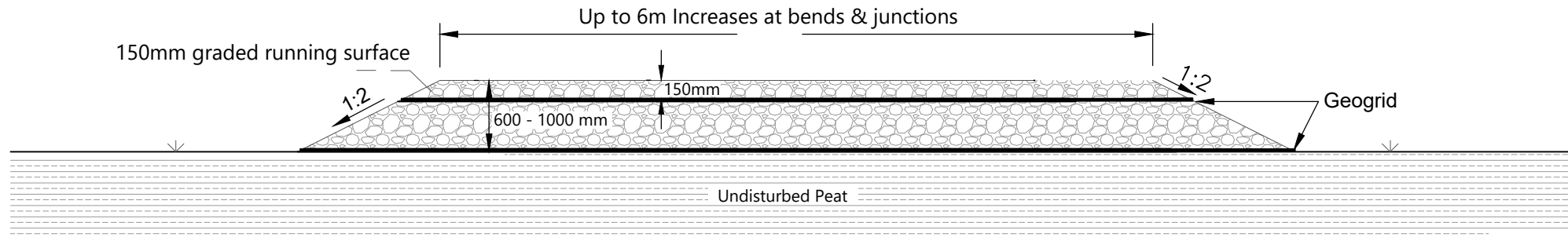
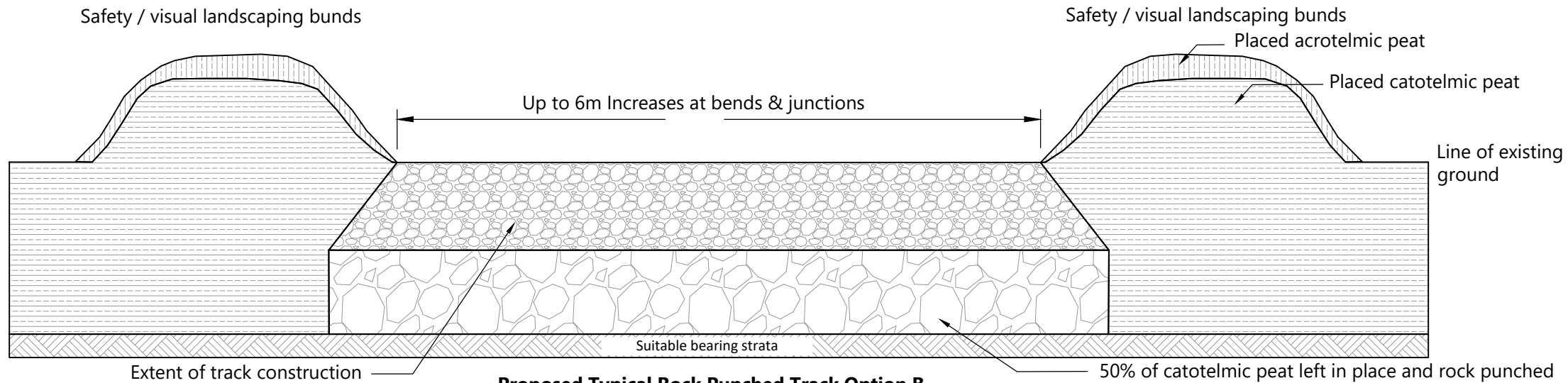


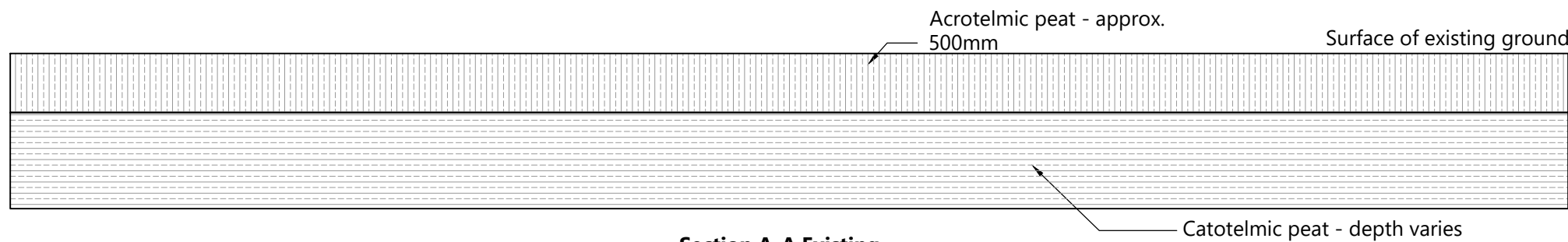
F:\GWM\DATA\PROJECT\40001 Stornoway Optimisation Feasibility Study\0400 Design\ACAD\40001-Gos337c.dwg Originator: NEL.PATTON



Floating Track Option A
(1:50 @ A3)



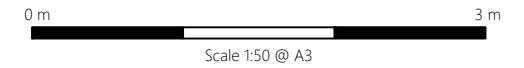
Proposed Typical Rock Punched Track Option B
(1:50 @ A3)



Section A-A Existing
(1:50 @ A3)

Notes

1. All dimensions are in millimetres unless otherwise stated.
2. Track width based on:
 - minimum advised width of up to 6m for turbine delivery.
 - single track road with passing places at suitable locations.
3. Maximum track width is 12-14m.
4. Reflective marker posts to be located as required.
5. Drainage requirements to be established on site and appropriately designed as required.



Client



Stornoway Wind Farm
EIA Report

Figure 4.6
Typical floating road

April 2019



Based upon drawing 35949-Gos285.dwg